




**Varsity Girls Results
(FINAL)
Race #4 of 4, 2010
Cow Pie Classic - May 2, 2010**



Varsity Girls (start = 10:00:00)

Lap Times

PLC	NAME (Plate #)	TIME	SCHOOL	PTS	1	2	3
1	Tiana Row (3) 	1:59:41	Independent	550	0:38:18	0:40:06	0:41:17
2	Leila Carrillo (2)	2:09:23	Newport Beach	535	0:40:41	0:44:57	0:43:45
3	Rachael Somerville (4)	2:11:34	Newport Beach	521	0:42:45	0:43:32	0:45:17
4	Jasce Goldsmith (1)	2:39:32	Hemet High MTB	507	0:48:42	0:53:11	0:57:39



Varsity Boys Results
(FINAL)
Race #4 of 4, 2010
Cow Pie Classic - May 2, 2010



Varsity Boys (start = 11:40:00)

Lap Times

PLC	NAME (Plate #)	TIME	SCHOOL	PTS	1	2	3	4
1	Zachary Valdez (108) 🏆	1:53:22	Hemet High MTB	550	0:26:21	0:27:51	0:29:13	0:29:57
2	Brady Kiss (101)	1:57:57	Yucaipa HS	535	0:28:08	0:29:05	0:30:23	0:30:21
3	Tucker Trotter (107)	1:58:45	Yucaipa HS	521	0:28:02	0:29:14	0:30:44	0:30:45
4	Marek Mitchell (111)	2:15:48	Royal HS	507	0:32:41	0:32:56	0:35:02	0:35:09
5	Nicolas Avellaneda (104)	2:16:29	Independent	494	0:31:10	0:31:07	0:35:40	0:38:32
6	Michael Suggs (103)	2:24:02	Northwood	481	0:33:03	0:35:16	0:36:53	0:38:50
DNF	Jeremy Marcus (102)	DNF	Rim of the World	0	0:37:46	0:57:17	DNF	DNF
DNF	Ricky Riedl (105)	DNF	Palos Verde	0	0:30:29	0:31:46	0:34:56	DNF




**JV Girls Results
(FINAL)
Race #4 of 4, 2010
Cow Pie Classic - May 2, 2010**



JV Girls (start = 10:05:00)

Lap Times

PLC	NAME (Plate #)	TIME	SCHOOL	PTS	1	2
1	Emma Klingaman (213)	1:20:08	Hemet High MTB	525	0:40:09	0:39:59
2	Maddy Horan (211) 	1:23:40	Rim of the World	510	0:40:08	0:43:32
3	Vhasti Schmidt (212)	1:24:29	Woodcrest Cycling	496	0:41:01	0:43:28
4	Danika Bates (203)	1:25:09	Rim of the World	482	0:41:04	0:44:05
5	Brittany McHargue (201)	1:25:14	Yucaipa HS	469	0:42:28	0:42:46
6	Sophie Wilson (210)	1:27:26	Santa Barbara	456	0:42:12	0:45:14
7	Irma Mejia (204)	1:32:08	Channel Islands	443	0:43:55	0:48:13



**JV Boys Results
(FINAL)
Race #4 of 4, 2010
Cow Pie Classic - May 2, 2010**



JV Boys (start = 11:45:00)

Lap Times

PLC	NAME (Plate #)	TIME	SCHOOL	PTS	1	2	3
1	Casey Williams (312) 🏆	1:29:02	Independent	525	0:28:55	0:29:34	0:30:33
2	Chris Johnson (313)	1:30:28	Independent	515	0:28:57	0:29:52	0:31:39
3	Brandon Kirkham (372)	1:35:53	Hemet High MTB	506	0:31:26	0:31:54	0:32:33
4	Josh Bloodworth (366)	1:40:28	Independent	497	0:32:20	0:33:30	0:34:38
5	Jacob Danchuk (331)	1:41:01	Independent	489	0:32:07	0:33:04	0:35:50
6	Andrew Burde (306)	1:41:31	Newport Beach	481	0:32:16	0:32:53	0:36:22
7	Brandon Blakely (309)	1:42:46	Yucaipa HS	473	0:32:28	0:34:40	0:35:38
8	Vicente Gonzalez (364)	1:43:18	Yucaipa HS	466	0:34:15	0:34:41	0:34:22
9	Steven Lansing (356)	1:45:40	Woodcrest Cycling	459	0:35:03	0:35:14	0:35:23
10	Joel Turner (335)	1:46:31	Hemet High MTB	452	0:32:50	0:36:00	0:37:41
11	Connor Van Orden (317)	1:49:48	Newport Beach	445	0:34:30	0:36:43	0:38:35
12	Jesse Rogers (334)	1:49:50	Hart District MTB	439	0:35:13	0:37:29	0:37:08
*13	Tyler Rodgers (363)	1:49:58	Newport Beach	433	0:32:45	0:32:09	0:45:04
14	Trevor Gothie (362)	1:50:10	Hart District MTB	427	0:34:32	0:37:54	0:37:44
15	Jerod Gamache (333)	1:50:39	Yucaipa HS	421	0:34:52	0:36:20	0:39:27
16	Gregory Celentano (327)	1:51:53	Hart District MTB	415	0:35:33	0:37:24	0:38:56
17	Kristien Bland (341)	1:51:54	Hemet High MTB	410	0:35:48	0:38:39	0:37:27
18	Kevin Eales (339)	1:53:49	Newport Beach	405	0:37:05	0:38:02	0:38:42
19	M. Connor McClafferty (342)	1:53:51	Hart District MTB	400	0:35:31	0:38:23	0:39:57
20	Kevin Pabinquit (373)	1:56:56	SLO Chiweenies	395	0:37:31	0:38:50	0:40:35
21	Trent Brudin (361)	1:57:40	Hemet High MTB	390	0:37:15	0:39:09	0:41:16
22	Bryce Cosio (311)	1:57:55	Santa Barbara	385	0:38:41	0:40:14	0:39:00
23	Edward Kronfli (323)	1:58:26	St. Francis	381	0:36:00	0:39:32	0:42:54
24	Reily Pratt (352)	2:01:48	Crescenta Valley HS	377	0:38:45	0:40:57	0:42:06
25	Mark Chavez (345)	2:02:40	Rim of the World	373	0:37:39	0:42:15	0:42:46
26	Daniel Verde (319)	2:05:39	Crescenta Valley HS	369	0:39:10	0:42:24	0:44:05
27	Kevin Collier (340)	2:07:45	Hart District MTB	365	0:40:21	0:43:43	0:43:41
28	Clayton Burns (316)	2:10:50	Rim of the World	361	0:38:55	0:43:18	0:48:37
29	Greg Miller (325)	2:12:21	Hemet High MTB	357	0:39:57	0:46:04	0:46:20
30	Michael O'Crowley (348)	2:13:06	Palos Verde	354	0:41:39	0:43:43	0:47:44
31	Alonso Velarde (304)	2:14:36	Channel Islands	351	0:39:35	0:44:12	0:50:49
32	Oscar Machorro (351)	2:15:49	Hart District MTB	348	0:36:24	0:40:47	0:58:38
33	Nathan Parrott (350)	2:16:56	Hemet High MTB	345	0:40:50	0:45:56	0:50:10
34	Gustavo Gonzales (328)	2:19:09	Channel Islands	342	0:42:21	0:47:06	0:49:42
35	Armen Doumanian (307)	2:20:17	Crescenta Valley HS	339	0:40:48	0:47:10	0:52:19
36	Andres Ochoa (305)	2:21:39	Channel Islands	336	0:41:19	0:45:34	0:54:46
*37	Doug Hicks (321)	2:25:29	SLO Chiweenies	333	0:38:27	0:57:21	0:49:41
38	Jakob Basham (332)	2:25:41	Rim of the World	331	0:38:46	0:46:56	0:59:59
39	Mitch Young (349)	2:27:59	Woodcrest Cycling	329	0:46:08	0:48:59	0:52:52
40	Humberto Solorzano (329)	2:28:57	Channel Islands	327	0:44:28	0:49:45	0:54:44

*5 min. penalty - outside assistance

JV Boys Results (FINAL) page 2
Race #4 of 4, 2010
Cow Pie Classic - May 2, 2010

JV Boys

Lap Times

PLACE	NAME (Plate #)	TIME	SCHOOL	POINTS	1	2	3
41	Drake Cheatham (322)	2:31:26	Palos Verde	325	0:44:58	0:51:21	0:55:07
42	Roberto Equihua (354)	2:34:44	Channel Islands	323	0:46:17	0:55:59	0:52:28
43	Gregory Hinchliff (326)	2:39:55	Orange Glen MTB	321	0:51:28	0:52:56	0:55:31
44	Macklin Dwyer (343)	2:42:34	Crescenta Valley HS	319	0:50:20	0:53:11	0:59:03
45	Graeme Lock (324)	3:13:19	Crescenta Valley HS	317	0:47:57	1:01:47	1:23:35
DNF	Chris Locher (314)	DNF	Orange Glen MTB	0	0:55:48	DNF	DNF
DNF	Steve Shushnar (355)	DNF	St. Francis	0	0:40:53	DNF	DNF
DNF	Thomas Ferber (359)	DNF	Royal HS	0	0:37:04	0:39:31	DNF




**Frosh/Soph Girls Results
(FINAL)
Race #4 of 4, 2010
Cow Pie Classic - May 2, 2010**



Frosh/Soph Girls (start = 10:10:00)

Lap Times

PLC	NAME (Plate #)	TIME	SCHOOL	PTS	1	2
1	Jennifer Valente (406) 	1:23:57	Independent	500	0:42:10	0:41:47
2	Alyssa Valenzuela (411)	1:25:57	Independent	485	0:42:08	0:43:49
3	Lindsey Chase (412)	1:42:56	Newport Beach	471	0:49:36	0:53:20
4	Pamela Bogust (407)	1:44:46	Crescenta Valley HS	457	0:51:30	0:53:16
5	Tania Kartolova (409)	1:47:06	Crescenta Valley HS	444	0:52:28	0:54:38
6	Kristina Hunyady (413)	1:53:49	Rim of the World	431	0:54:15	0:59:34
7	Jessica Denton (415)	1:59:11	Rim of the World	418	0:56:45	1:02:26
8	Caitlin Worthington (402)	1:59:22	Eastlake	406	0:58:49	1:00:33
9	Rachel Stanik (408)	2:08:53	Hart District MTB	394	1:04:14	1:04:39



**Sophomore Boys Results
(FINAL)
Race #4 of 4, 2010
Cow Pie Classic - May 2, 2010**



Sophomore Boys (start = 11:50:00)

Lap Times

PLC	NAME (Plate #)	TIME	SCHOOL	PTS	1	2	3
1	Cody Phillips (544)	1:37:58	Independent	500	0:31:29	0:34:09	0:32:20
2	Alex Milewski (501) 🏆	1:38:15	Newport Beach	490	0:31:27	0:34:10	0:32:38
3	Dillen Maurer (513)	1:41:29	Crescenta Valley HS	481	0:34:06	0:32:46	0:34:37
4	Steven Gamache (525)	1:45:25	Yucaipa HS	472	0:34:16	0:35:08	0:36:01
5	Neil Houser (546)	1:49:58	Yucaipa HS	464	0:35:00	0:37:33	0:37:25
6	Weston Weaver (530)	1:50:00	Crescenta Valley HS	456	0:34:09	0:37:19	0:38:32
7	Tyler Peery (527)	1:51:59	Woodcrest Cycling	448	0:35:35	0:38:05	0:38:19
8	Zachary Bianco (531)	1:52:44	Woodcrest Cycling	441	0:36:06	0:38:20	0:38:18
9	Matthew Misetich (521)	1:53:56	St. Francis	434	0:37:35	0:38:12	0:38:09
10	Tyler Molnar (528)	1:53:59	Northwood	427	0:37:13	0:38:10	0:38:36
11	Ed Kishlock (514)	1:55:21	Royal HS	420	0:35:23	0:37:56	0:42:02
12	Christian Gonzalez (509)	1:56:04	Hart District MTB	414	0:35:26	0:37:49	0:42:49
13	Tyler Nail (529)	1:57:44	Newport Beach	408	0:36:17	0:39:08	0:42:19
14	Shane Somerville (524)	1:58:07	Newport Beach	402	0:37:47	0:39:00	0:41:20
15	Austin Donisthorpe (503)	2:00:40	Yucaipa HS	396	0:38:27	0:41:47	0:40:26
16	Evan Peterson (516)	2:02:52	SLO Chiweenies	390	0:35:56	0:38:32	0:48:24
17	Jake Harleman (518)	2:03:42	Yucaipa HS	385	0:40:04	0:42:34	0:41:04
18	Lance Bird (539)	2:05:44	St. Francis	380	0:38:47	0:41:41	0:45:16
19	David Mori (512)	2:07:03	Hart District MTB	375	0:39:19	0:46:33	0:41:11
20	Connor Haas (510)	2:09:38	St. Francis	370	0:41:03	0:43:04	0:45:31
21	Colin Roberts (532)	2:10:03	San Marino HS	365	0:41:24	0:42:48	0:45:51
22	Jesse Carrillo (519)	2:11:53	Newport Beach	360	0:38:01	0:40:15	0:53:37
23	David Kooi (511)	2:12:37	San Marino HS	356	0:50:07	0:39:46	0:42:44
24	Andrew Bissell (502)	2:12:43	San Marino HS	352	0:41:27	0:45:46	0:45:30
25	Brad Wright (504)	2:25:17	SLO Chiweenies	348	0:42:00	0:48:29	0:54:48
26	Cameron Schroeck (508)	2:26:16	Royal HS	344	0:41:21	0:48:20	0:56:35
27	Marcos Mercado (520)	2:26:58	Hemet High MTB	340	0:41:57	0:49:59	0:55:02
28	Cameron Aubert (507)	2:37:26	St. Francis	336	0:47:26	0:53:54	0:56:06
29	Nate Leatherberry (523)	2:41:54	Independent	332	0:47:05	0:50:05	1:04:44
30	Christian Breitschwerdt (533)	2:41:55	St. Francis	329	0:47:27	0:54:55	0:59:33
31	Andy Acosta (547)	xxxxxx	St. Francis	326	0:57:20	1:06:10	xxxxxx
32	Steven Ayoob (526)	xxxxxx	St. Francis	323	0:57:17	1:09:00	xxxxxx



**Freshman Boys Results
(FINAL)
Race #4 of 4, 2010
Cow Pie Classic - May 2, 2010**



Freshman Boys (start = 11:55:00)

Lap Times

PLC	NAME (Plate #)	TIME	SCHOOL	PTS	1	2
1	Alex Bagg (802) 🏆	1:04:33	Yucaipa HS	500	0:32:40	0:31:53
2	Nickolas Schultz (827)	1:07:54	Independent	490	0:32:42	0:35:12
3	Tyler O'Brien (836)	1:07:56	SLO Chiweenies	481	0:33:22	0:34:34
4	Lucas Rowton (820)	1:08:07	Crescenta Valley HS	472	0:34:03	0:34:04
5	David Reeves (810)	1:09:18	Woodcrest Cycling	464	0:33:45	0:35:33
6	Kyle Bosson (819)	1:12:02	Yucaipa HS	456	0:35:46	0:36:16
7	Tyler Gilmore (835)	1:13:08	San Marino HS	448	0:36:10	0:36:58
8	Jacob Symonds (812)	1:14:14	Hemet High MTB	441	0:36:05	0:38:09
9	Cole Safford (807)	1:14:54	Royal HS	434	0:34:35	0:40:19
10	Matthew Kubly (822)	1:15:00	St. Francis	427	0:36:13	0:38:47
11	Joshua Hodges (816)	1:15:07	Rim of the World	420	0:36:42	0:38:25
12	Scott Marshall (830)	1:15:09	St. Francis	414	0:36:51	0:38:18
13	Javier Mejia (815)	1:17:51	Channel Islands	408	0:37:45	0:40:06
14	Christopher Sercel (806)	1:18:58	St. Francis	402	0:39:19	0:39:39
15	Matthias Schmidt (823)	1:20:12	Woodcrest Cycling	396	0:39:07	0:41:05
16	Trenton Carlson (834)	1:21:50	St. Francis	390	0:39:41	0:42:09
17	Stefano Berrios (831)	1:22:08	St. Francis	385	0:40:34	0:41:34
18	Aubrey Smentkowski (803)	1:25:36	Newport Beach	380	0:39:06	0:46:30
19	Ford Eimon (841)	1:25:56	SLO Chiweenies	375	0:43:13	0:42:43
20	Axel Zwissler (805)	1:27:43	Manhattan Beach Mustangs	370	0:40:31	0:47:12
21	Taylor Miller (832)	1:29:10	Hemet High MTB	365	0:43:18	0:45:52
22	Kevin Melendez (818)	1:29:12	Channel Islands	360	0:42:48	0:46:24
23	Owen Solis (829)	1:29:40	Crescenta Valley HS	356	0:43:34	0:46:06
24	Jake Day (813)	1:35:13	Hart District MTB	352	0:46:36	0:48:37
25	Nicolas Lopez (828)	1:42:02	St. Francis	348	0:49:13	0:52:49
26	Austin Orr (804)	1:42:05	Eastlake	344	0:48:51	0:53:14
27	Josh Perch (844)	1:45:17	Manhattan Beach Mustangs	340	0:46:01	0:59:16
28	Joshua Said (817)	1:45:56	Newport Beach	336	0:49:42	0:56:14
29	Daniel Dean (809)	1:47:06	Crescenta Valley HS	332	0:46:28	1:00:38
30	Adam Stark (801)	1:48:51	Eastlake	329	0:51:13	0:57:38
31	Colin Leggett (808)	1:58:09	Hart District MTB	326	0:52:36	1:05:33
DNF	Thomas King (833)	DNF	Independent	0	0:37:48	DNF